

D.G. TATKAREARTS&COMMERCECOLLEGE,TALA

Tal. Tala, Dist. - Raigad - 402 111.

Feedback Analysis 2017-18

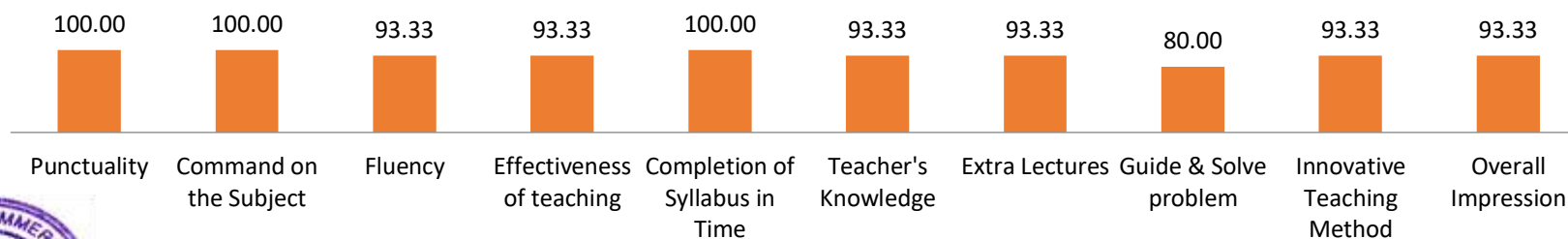
1. Student Feedback

Name of Faculty: Dr. Nanasaheb Yadav

Class- F.Y.B.A 2018-19

Parameters	EX	VG	Good	Sat	NS	Total	Toatl * 5	E*5	V*4	G*3	S*2	N*1	Percentage
Punctuality	3	0				3	15	15	0	0	0	15	100.00
Command on the Subject	3					3	15	15	0	0	0	15	100.00
Fluency	2	1				3	15	10	4	0	0	14	93.33
Effectiveness of teaching	2	1				3	15	10	4	0	0	14	93.33
Completion of Syllabus in Time	3					3	15	15	0	0	0	15	100.00
Teacher's Knowledge	2	1				3	15	10	4	0	0	14	93.33
Extra Lectures	2	1				3	15	10	4	0	0	14	93.33
Guide & Solve problem	1	1	1			3	15	5	4	3	0	12	80.00
Innovative Teaching Method	2	1				3	15	10	4	0	0	14	93.33
Overall Impression	2	1				3	15	10	4	0	0	14	93.33

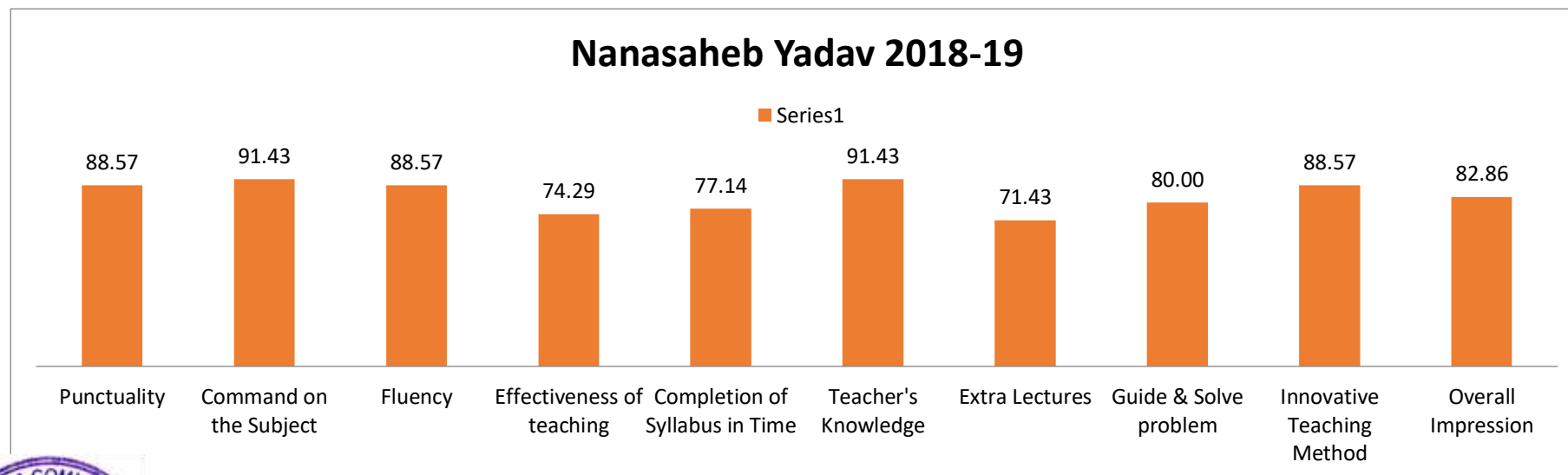
Evaluation of Dr. N.S. Yadav 2018-19



Name of Faculty: Dr. Nanasaheb Yadav

Class- S.Y.B.A 2018-19

Parameters	EX	VG	Good	Sat	Total	Toatl * 5	E*5	V*4	G*3	S*2	N*1	Total	Percentage
Punctuality	3	4		0	7	35	15	16	0	0	0	31	88.57
Command on the Subject	4	3		0	7	35	20	12	0	0	0	32	91.43
Fluency	3	4		0	7	35	15	16	0	0	0	31	88.57
Effectiveness of teaching	1	3	3	0	7	35	5	12	9	0	0	26	74.29
Completion of Syllabus in Time	2	3	1	1	7	35	10	12	3	2	0	27	77.14
Teacher's Knowledge	4	3		0	7	35	20	12	0	0	0	32	91.43
Extra Lectures	0	4	3	0	7	35	0	16	9	0	0	25	71.43
Guide & Solve problem	3	1	3	0	7	35	15	4	9	0	0	28	80.00
Innovative Teaching Method	4	2	1	0	7	35	20	8	3	0	0	31	88.57
Overall Impression	3	2	2	0	7	35	15	8	6	0	0	29	82.86



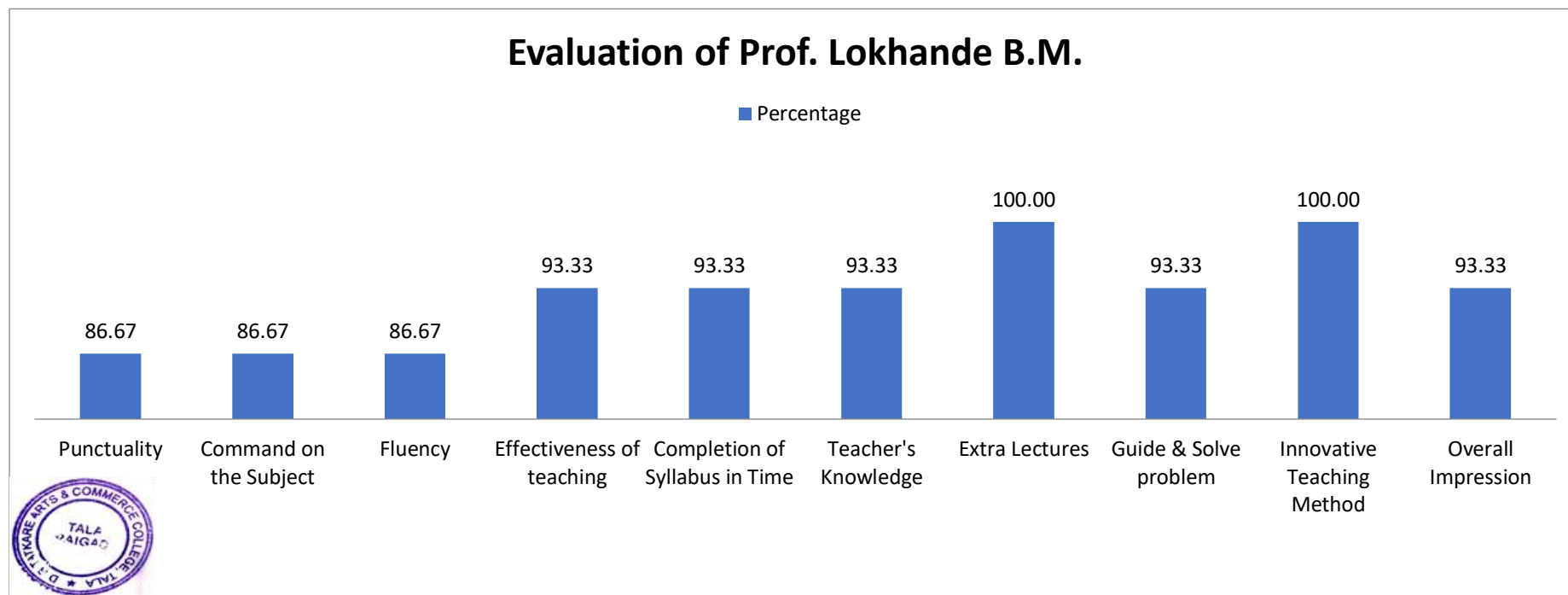
Evaluation of Prof. Lokhande B.M.

Class - F.Y.B. A

Parameters	EX	VG	Good	Sat	NS	Total	Toatl * 5	E*5	V*4	G*3	S*2	N*1	Total	Percentage
Punctuality	2	0	1			3	15	10	0	3	0	0	13	86.67
Command on the Subject	2	0	1			3	15	10	0	3	0	0	13	86.67
Fluency	2	0	1			3	15	10	0	3	0	0	13	86.67
Effectiveness of teaching	2	1				3	15	10	4	0	0	0	14	93.33
Completion of Syllabus in Time	2	1				3	15	10	4	0	0	0	14	93.33
Teacher's Knowledge	2	1				3	15	10	4	0	0	0	14	93.33
Extra Lectures	3					3	15	15	0	0	0	0	15	100.00
Guide & Solve problem	2	1				3	15	10	4	0	0	0	14	93.33
Innovative Teaching Method	3					3	15	15	0	0	0	0	15	100.00
Overall Impression	2	1				3	15	10	4	0	0	0	14	93.33

Evaluation of Prof. Lokhande B.M.

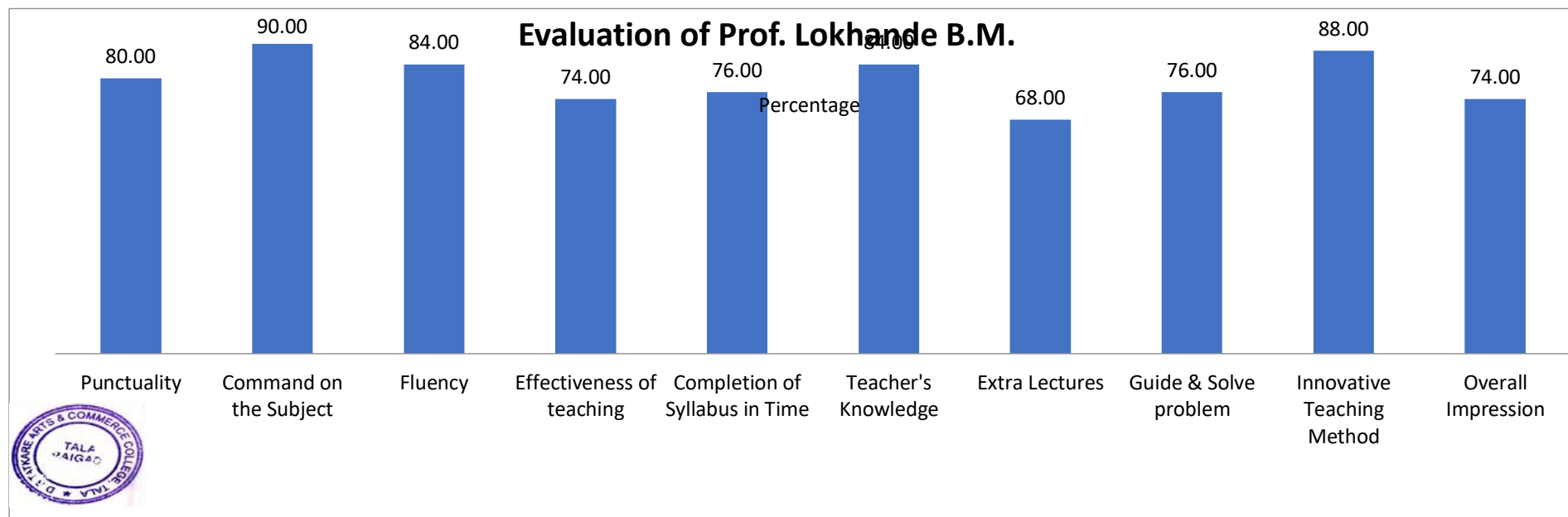
■ Percentage



Evaluation of Prof. Lokhande B.M.

Class- S.Y.B.A

Parameters	Excellent	Very Good	Good	Satisfactory	Not Satisfactory	Total	Toatl * 5	E*5	V*4	G*3	S*2	N*1	Total	Percentage
Punctuality	2	6	2	0	0	10	50	10	24	6	0	0	40	80.00
Command on the Subject	7	2	0	1	0	10	50	35	8	0	2	0	45	90.00
Fluency	5	4	0	0	1	10	50	25	16	0	0	1	42	84.00
Effectiveness of teaching	2	4	3	1	0	10	50	10	16	9	2	0	37	74.00
Completion of Syllabus in Time	3	3	3	1		10	50	15	12	9	2	0	38	76.00
Teacher's Knowledge	5	3	1	1		10	50	25	12	3	2	0	42	84.00
Extra Lectures	3	1	4	1	1	10	50	15	4	12	2	1	34	68.00
Guide & Solve problem	3	3	3	1		10	50	15	12	9	2	0	38	76.00
Innovative Teaching Method	6	2	2			10	50	30	8	6	0	0	44	88.00
Overall Impression	2	3	5			10	50	10	12	15	0	0	37	74.00



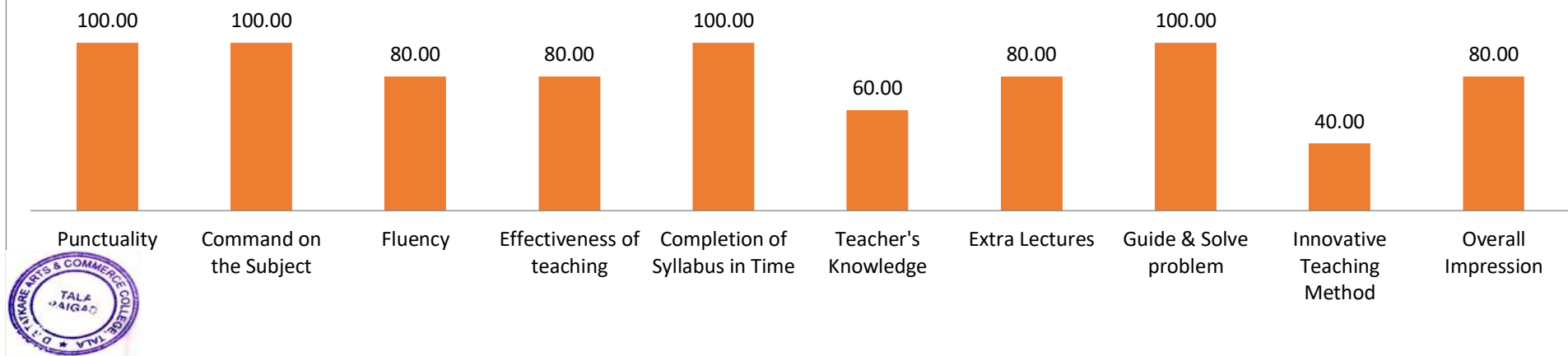
Evaluation of Prof. Thorat R.M

Class - F.Y.B. A

Parameters	Excellent	Very Good	Good	Satisfactory	Not Satisfactory	Total	Toatl * 5							Percentage
Punctuality	1	0	0	0	0	1	5	5	0	0	0	0	5	100.00
Command on the Subject	1					1	5	5	0	0	0	0	5	100.00
Fluency		1				1	5	0	4	0	0	0	4	80.00
Effectiveness of teaching		1				1	5	0	4	0	0	0	4	80.00
Completion of Syllabus in Time	1					1	5	5	0	0	0	0	5	100.00
Teacher's Knowledge			1			1	5	0	0	3	0	0	3	60.00
Extra Lectures		1				1	5	0	4	0	0	0	4	80.00
Guide & Solve problem	1					1	5	5	0	0	0	0	5	100.00
Innovative Teaching Method				1		1	5	0	0	0	2	0	2	40.00
Overall Impression		1				1	5	0	4	0	0	0	4	80.00

Evaluation of Prof. Thorat R.M

Percentage



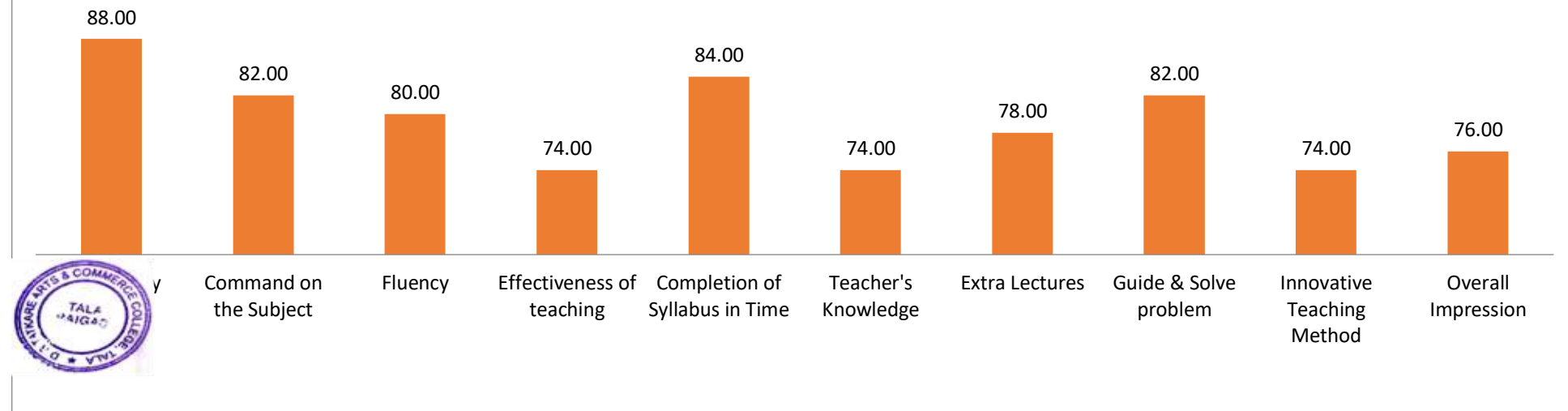
Evaluation of Prof. Thorat R.M

Class- S.Y.B. A

Parameters	Excellent	Very Good	Good	Satisfactory	Not Satisfactory	Total	Toatl * 5							Percentage
Punctuality	5	4	1			10	50	25	16	3	0	0	44	88.00
Command on the Subject	4	3	3			10	50	20	12	9	0	0	41	82.00
Fluency	3	5	1	1		10	50	15	20	3	2	0	40	80.00
Effectiveness of teaching	3	2	4	1		10	50	15	8	12	2	0	37	74.00
Completion of Syllabus in Time	5	2	3			10	50	25	8	9	0	0	42	84.00
Teacher's Knowledge	2	3	5			10	50	10	12	15	0	0	37	74.00
Extra Lectures	3	4	2	1		10	50	15	16	6	2	0	39	78.00
Guide & Solve problem	4	3	3			10	50	20	12	9	0	0	41	82.00
Innovative Teaching Method	2	4	3	1		10	50	10	16	9	2	0	37	74.00
Overall Impression	2	4	4			10	50	10	16	12	0	0	38	76.00

Evaluation of Prof. thorat R.M .

Percentage

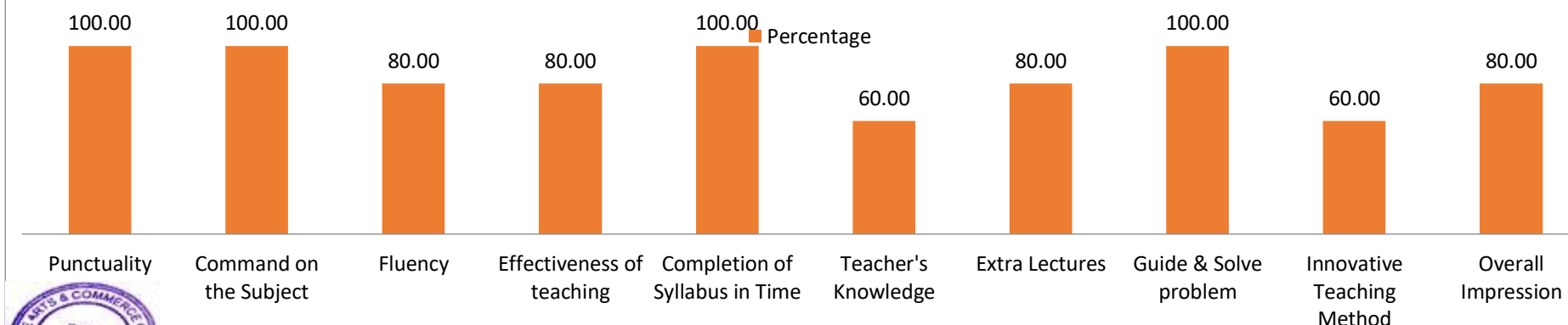


Evaluation of Prof. Kuntewad

Class- FYBA

Parameters	Excellent	Very Good	Good	Satisfactory	Not Satisfactory	Total	Toatl * 5						Total	Percentage
Punctuality	1					1	5	5	0	0	0	0	5	100.00
Command on the Subject	1					1	5	5	0	0	0	0	5	100.00
Fluency		1				1	5	0	4	0	0	0	4	80.00
Effectiveness of teaching		1				1	5	0	4	0	0	0	4	80.00
Completion of Syllabus in Time	1					1	5	5	0	0	0	0	5	100.00
Teacher's Knowledge			1			1	5	0	0	3	0	0	3	60.00
Extra Lectures		1				1	5	0	4	0	0	0	4	80.00
Guide & Solve problem	1					1	5	5	0	0	0	0	5	100.00
Innovative Teaching Method			1			1	5	0	0	3	0	0	3	60.00
Overall Impression		1				1	5	0	4	0	0	0	4	80.00

Evaluation of Prof. Kuntewad

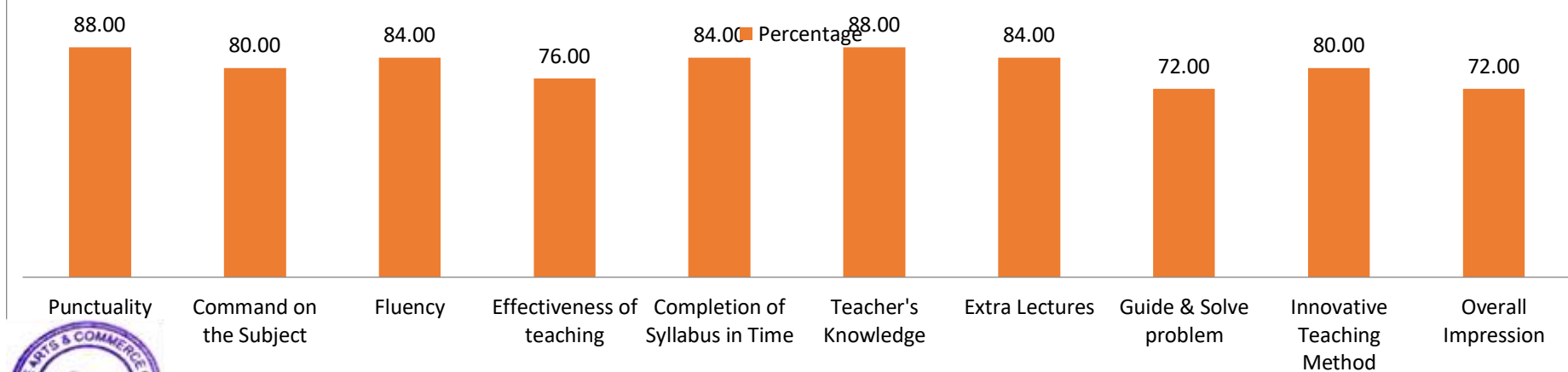


Evaluation of Prof. Kuntewad

Class- S.Y.B. A

Parameters	Excellent	Very Good	Good	Satisfactory	Not Satisfactory	Total	Toatl * 5						Total	Percentage
Punctuality	2	3	0	0	0	5	25	10	12	0	0	0	22	88.00
Command on the Subject	1	3	1			5	25	5	12	3	0	0	20	80.00
Fluency	2	2	1			5	25	10	8	3	0	0	21	84.00
Effectiveness of teaching	2	1	1	1		5	25	10	4	3	2	0	19	76.00
Completion of Syllabus in Time	2	2	1			5	25	10	8	3	0	0	21	84.00
Teacher's Knowledge	2	3				5	25	10	12	0	0	0	22	88.00
Extra Lectures	2	2	1			5	25	10	8	3	0	0	21	84.00
Guide & Solve problem	0	3	2			5	25	0	12	6	0	0	18	72.00
Innovative Teaching Method	2	1	2			5	25	10	4	6	0	0	20	80.00
Overall Impression	0	3	2			5	25	0	12	6	0	0	18	72.00

Evaluation of Prof. Kuntewad

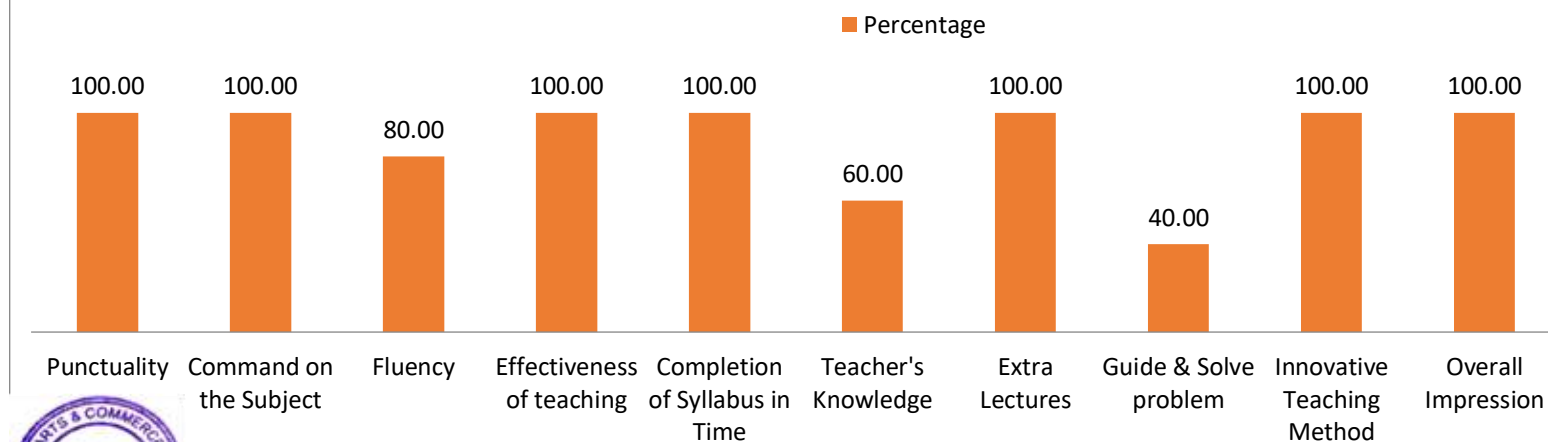


Evaluation of Prof. Mrs. Gaikwad S.P

Class- F.Y.B. A

Parameters	Excellent	Very Good	Good	Satisfactory	Not Satisfactory	Total	Toatl * 5						Total	Percentage
Punctuality	1	0	0	0	0	1	5	5	0	0	0	0	5	100.00
Command on the Subject	1					1	5	5	0	0	0	0	5	100.00
Fluency		1				1	5	0	4	0	0	0	4	80.00
Effectiveness of teaching	1					1	5	5	0	0	0	0	5	100.00
Completion of Syllabus in Time	1					1	5	5	0	0	0	0	5	100.00
Teacher's Knowledge			1			1	5	0	0	3	0	0	3	60.00
Extra Lectures	1					1	5	5	0	0	0	0	5	100.00
Guide & Solve problem				1		1	5	0	0	0	2	0	2	40.00
Innovative Teaching Method	1					1	5	5	0	0	0	0	5	100.00
Overall Impression	1					1	5	5	0	0	0	0	5	100.00

Evaluation of Prof. Mrs Gaikwad S.P .

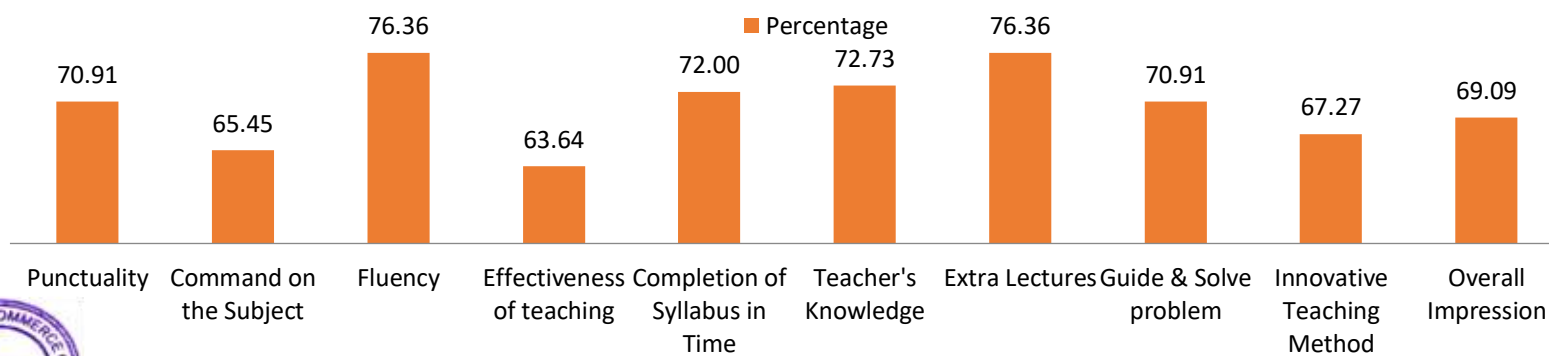


Evaluation of Prof. Mrs. Gaikwad S.P

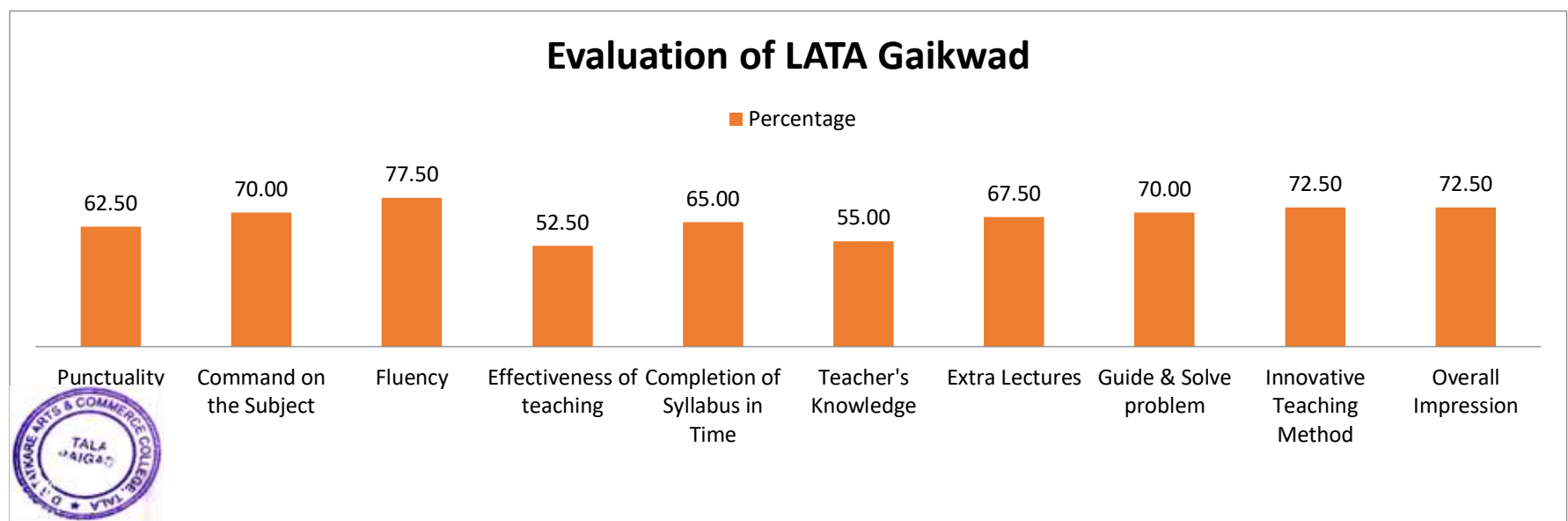
Class- S.Y.B. A

Parameters	Excellent	Very Good	Good	Satisfactory	Not Satisfactory	Total	Toatl * 5						Total	Percentage
Punctuality	1	5	4	1		11	55	5	20	12	2	0	39	70.91
Command on the Subject	1	2	7	1		11	55	5	8	21	2	0	36	65.45
Fluency	2	6	2	1		11	55	10	24	6	2	0	42	76.36
Effectiveness of teaching	1	3	4	3		11	55	5	12	12	6	0	35	63.64
Completion of Syllabus in Time	3	2	3	2		10	50	15	8	9	4	0	36	72.00
Teacher's Knowledge	2	4	4	1		11	55	10	16	12	2	0	40	72.73
Extra Lectures	5	1	3	2		11	55	25	4	9	4	0	42	76.36
Guide & Solve problem	3	2	4	2		11	55	15	8	12	4	0	39	70.91
Innovative Teaching Method	1	5	2	3		11	55	5	20	6	6	0	37	67.27
Overall Impression	2	4	2	3		11	55	10	16	6	6	0	38	69.09

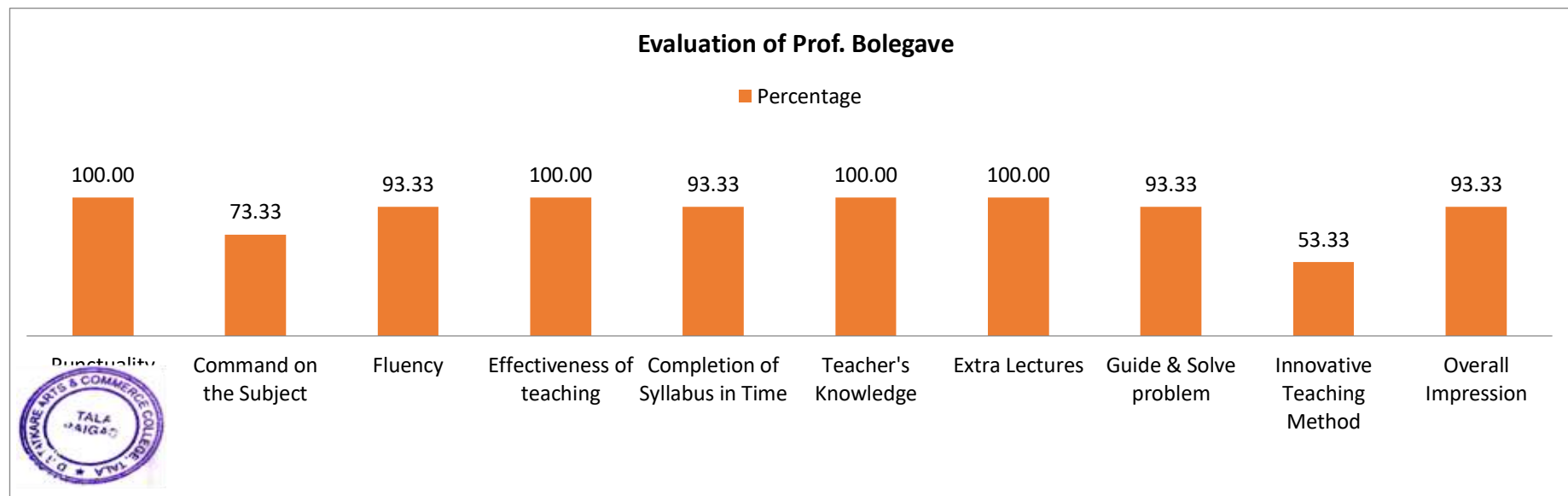
Evaluation of Prof. Mrs Gaikwad S.P .



Evaluation of Prof. LATA Gaikwad								Class- SYBA							
Parameters	Excellent	Very Good	Good	Satisfactory	Not Satisfactory	Total	Toatl * 5						Total	Percentage	
Punctuality	0	2	5	1		8	40	0	8	15	2	0	25	62.50	
Command on the Subject	1	3	3	1		8	40	5	12	9	2	0	28	70.00	
Fluency	1	5	2			8	40	5	20	6	0	0	31	77.50	
Effectiveness of teaching	0	0	5	3		8	40	0	0	15	6	0	21	52.50	
Completion of Syllabus in Time	0	3	4	1		8	40	0	12	12	2	0	26	65.00	
Teacher's Knowledge	1	1	2	3	1	8	40	5	4	6	6	1	22	55.00	
Extra Lectures	1	3	2	2		8	40	5	12	6	4	0	27	67.50	
Guide & Solve problem	1	4	2	0	1	8	40	5	16	6	0	1	28	70.00	
Innovative Teaching Method	2	2	3	1		8	40	10	8	9	2	0	29	72.50	
Overall Impression	2	2	3	1		8	40	10	8	9	2	0	29	72.50	



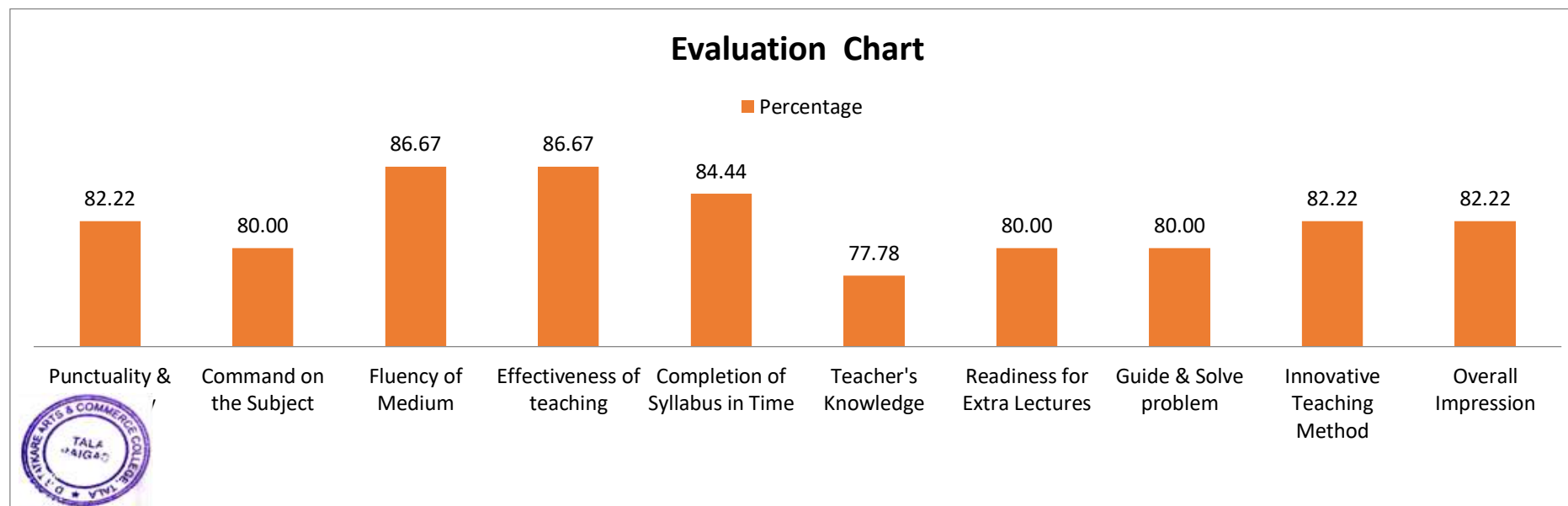
Evaluation of Prof. Bolegave										Class- FYBA				
Parameters	Excellent	Very Good	Good	Satisfactory	Not Satisfactory	Total	Toatl * 5						Total	Percentage
Punctuality	3					3	15	15	0	0	0	0	15	100.00
Command on the Subject		2	1			3	15	0	8	3	0	0	11	73.33
Fluency	2	1				3	15	10	4	0	0	0	14	93.33
Effectiveness of teaching	3					3	15	15	0	0	0	0	15	100.00
Completion of Syllabus in Time	2	1				3	15	10	4	0	0	0	14	93.33
Teacher's Knowledge	3					3	15	15	0	0	0	0	15	100.00
Extra Lectures	3					3	15	15	0	0	0	0	15	100.00
Guide & Solve problem	2	1				3	15	10	4	0	0	0	14	93.33
Innovative Teaching Method		1		2		3	15	0	4	0	4	0	8	53.33
Overall Impression	2	1				3	15	10	4	0	0	0	14	93.33



Name of Faculty: Prof. Mrs. Kulkarni B. V.
TYBA

Class

Parameters of Evaluation	Excellent	Very Good	Good	Satisfactory	Not Satisfactory	Total	T * 5	E*5	V*4	G*3	S*2	N*1	Total	Percentage
Punctuality & Regularity	5	2	0	2		9	45	25	8	0	4	0	37	82.22
Command on the Subject	4	2	2	1		9	45	20	8	6	2	0	36	80.00
Fluency of Medium	5	3	0	1		9	45	25	12	0	2	0	39	86.67
Effectiveness of teaching	5	2	2	0		9	45	25	8	6	0	0	39	86.67
Completion of Syllabus in Time	3	5	1	0		9	45	15	20	3	0	0	38	84.44
Teacher's Knowledge	2	4	3	0		9	45	10	16	9	0	0	35	77.78
Readiness for Extra Lectures	3	3	3	0		9	45	15	12	9	0	0	36	80.00
Guide & Solve problem	2	6	0	1		9	45	10	24	0	2	0	36	80.00
Innovative Teaching Method	4	3	1	1		9	45	20	12	3	2	0	37	82.22
Overall Impression	3	4	2	0		9	45	15	16	6	0	0	37	82.22



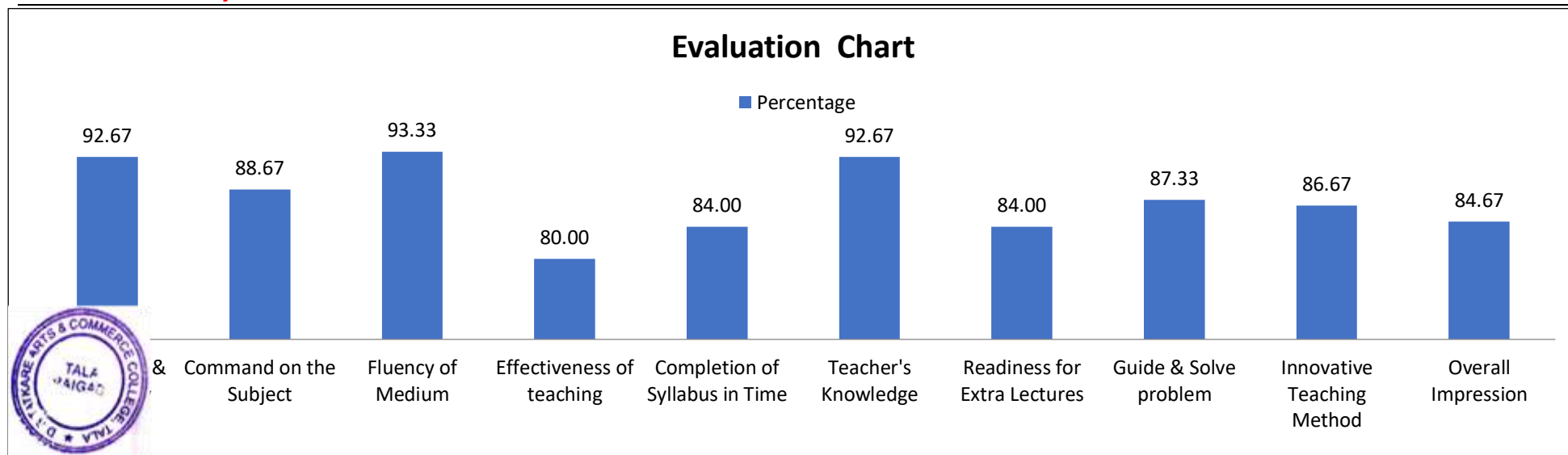
Name of Faculty: Dr. Kadam D.D.

Class- F.Y.B.COM

Parameters of Evaluation	Excellent	Very Good	Good	Satisfactory	Not Satisfactory	Total	T * 5	E*5	V*4	G*3	S*2	N*1	Total	Percentage
Punctuality & Regularity	19	11			0	30	150	95	44	0	0	0	139	92.67
Command on the Subject	13	17			0	30	150	65	68	0	0	0	133	88.67
Fluency of Medium	20	10			0	30	150	100	40	0	0	0	140	93.33
Effectiveness of teaching	8	16	5		1	30	150	40	64	15	0	1	120	80.00
Completion of Syllabus in Time	13	14	1		2	30	150	65	56	3	0	2	126	84.00
Teacher's Knowledge	19	11			0	30	150	95	44	0	0	0	139	92.67
Readiness for Extra Lectures	15	12			3	30	150	75	48	0	0	3	126	84.00
Guide & Solve problem	19	6	2	3	0	30	150	95	24	6	6	0	131	87.33
Innovative Teaching Method	19	8			3	30	150	95	32	0	0	3	130	86.67
Overall Impression	16	9	3		2	30	150	80	36	9	0	2	127	84.67

Name of Faculty: Dr. Kadam D.D.

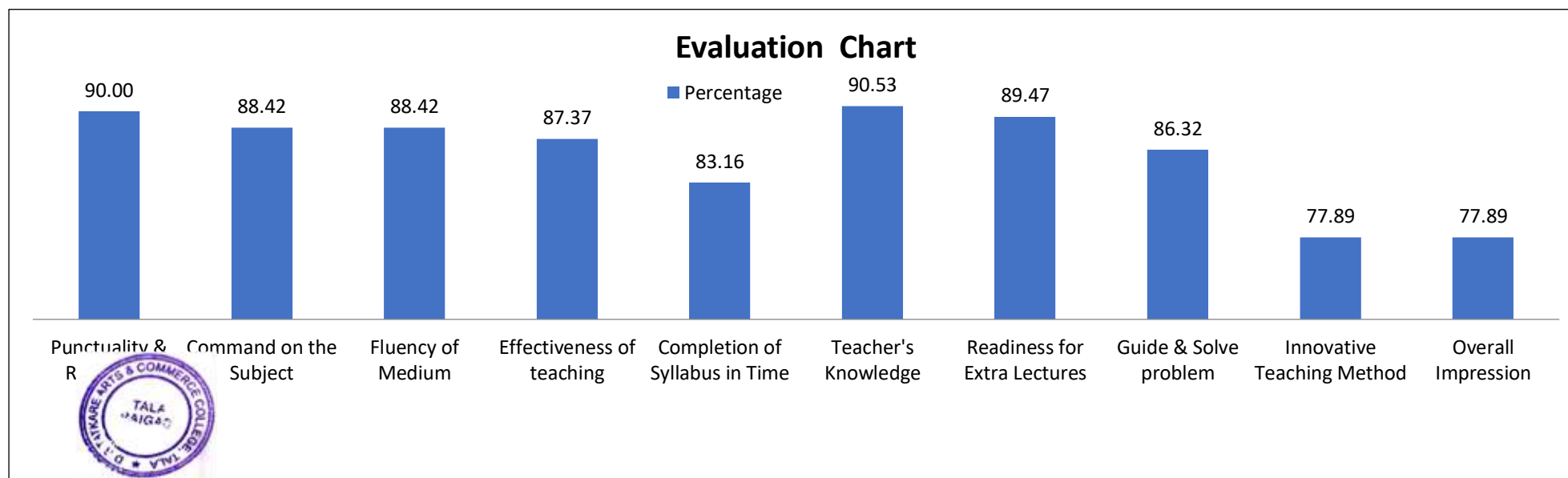
Class- S.Y.B.COM



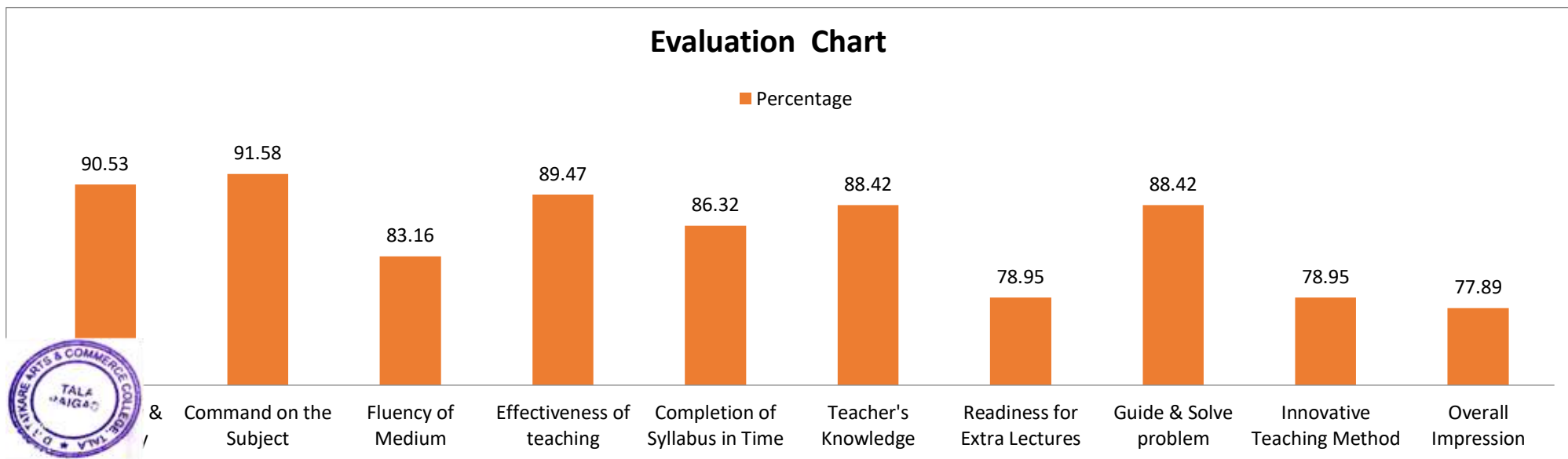
Parameters of Evaluation	Excellent	Very Good	Good	Satisfactory	Not Satisfactory	Total	T * 5	E*5	V*4	G*3	S*2	N*1	Total	Percentage
Punctuality & Regularity	10	10	0			20	100	50	40	0	0	0	90	90.00
Command on the Subject	11	5	3			19	95	55	20	9	0	0	84	88.42
Fluency of Medium	9	9	1			19	95	45	36	3	0	0	84	88.42
Effectiveness of teaching	10	6	3			19	95	50	24	9	0	0	83	87.37
Completion of Syllabus in Time	5	12	2			19	95	25	48	6	0	0	79	83.16
Teacher's Knowledge	11	7	1			19	95	55	28	3	0	0	86	90.53
Readiness for Extra Lectures	12	4	3			19	95	60	16	9	0	0	85	89.47
Guide & Solve problem	7	11	1			19	95	35	44	3	0	0	82	86.32
Innovative Teaching Method	5	9	3	2		19	95	25	36	9	4	0	74	77.89
Overall Impression	3	11	5			19	95	15	44	15	0	0	74	77.89

Name of Faculty: Dr. Gaikwad N.S.

Class- FYB.com



Parameters of Evaluation	Excellent	Very Good	Good	Satisfactory	Not Satisfactory	Total	T * 5	E*5	V*4	G*3	S*2	N*1	Total	Percentage
Punctuality & Regularity	20	6	4			30	150	100	24	12	0	0	136	90.67
Command on the Subject	18	10	1	1		30	150	90	40	3	2	0	135	90.00
Fluency of Medium	11	16	2	1		30	150	55	64	6	2	0	127	84.67
Effectiveness of teaching	12	13	4	1		30	150	60	52	12	2	0	126	84.00
Completion of Syllabus in Time	17	11	2			30	150	85	44	6	0	0	135	90.00
Teacher's Knowledge	18	10	2			30	150	90	40	6	0	0	136	90.67
Readiness for Extra Lectures	13	13	4			30	150	65	52	12	0	0	129	86.00
Guide & Solve problem	10	16	4			30	150	50	64	12	0	0	126	84.00
Innovative Teaching Method	8	18	4			30	150	40	72	12	0	0	124	82.67
Overall Impression	13	12	5			30	150	65	48	15	0	0	128	85.33



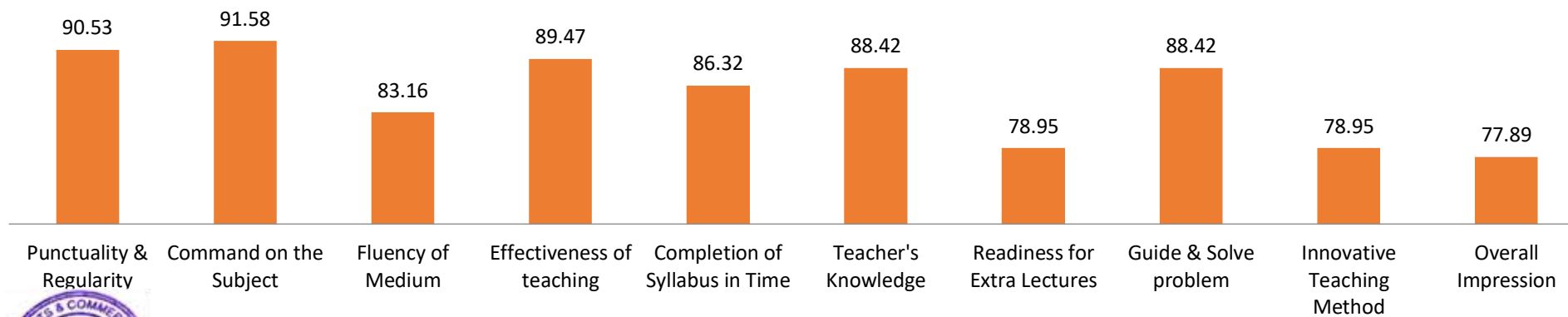
Name of Faculty: Dr. Gaikwad N.S.

Class- SYBCOM

Parameters of Evaluation	Excellent	Very Good	Good	Satisfactory	Not Satisfactory	Total	T*5	E*5	V*4	G*3	S*2	N*1	Total	Percentage
Punctuality & Regularity	11	7	1			19	95	55	28	3	0	0	86	90.53
Command on the Subject	13	4	2			19	95	65	16	6	0	0	87	91.58
Fluency of Medium	9	6	2	2		19	95	45	24	6	4	0	79	83.16
Effectiveness of teaching	10	8	1			19	95	50	32	3	0	0	85	89.47
Completion of Syllabus in Time	8	9	2			19	95	40	36	6	0	0	82	86.32
Teacher's Knowledge	11	5	3			19	95	55	20	9	0	0	84	88.42
Readiness for Extra Lectures	5	8	6			19	95	25	32	18	0	0	75	78.95
Guide & Solve problem	11	5	3			19	95	55	20	9	0	0	84	88.42
Innovative Teaching Method	4	11	3	1		19	95	20	44	9	2	0	75	78.95
Overall Impression	4	9	6			19	95	20	36	18	0	0	74	77.89

Evaluation Chart

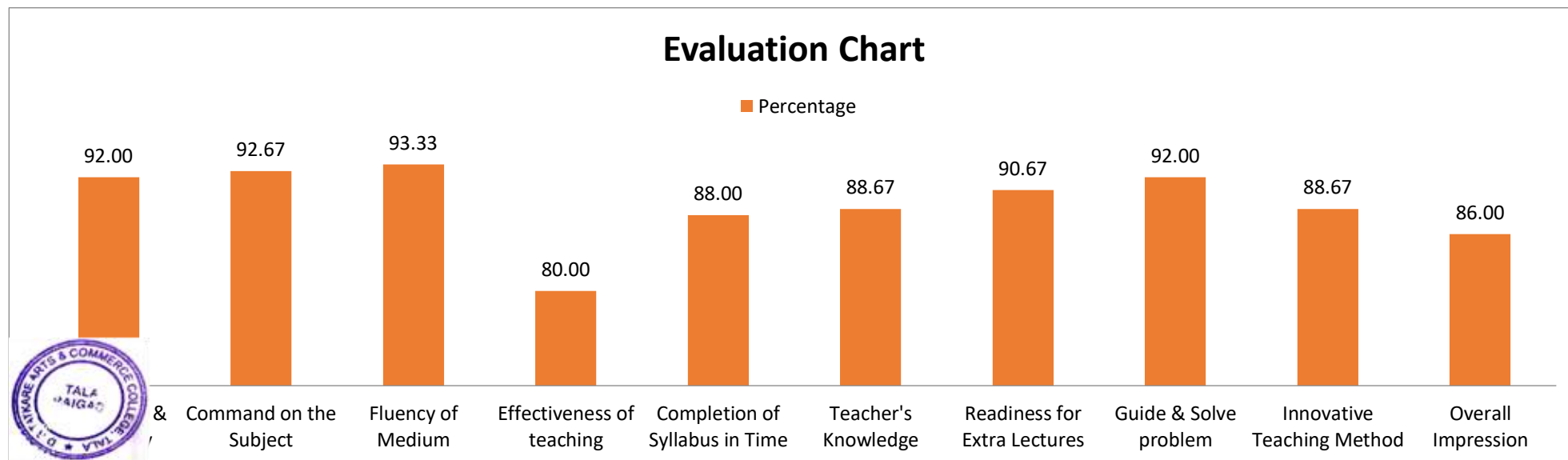
Percentage



Name of Faculty: Prof. Mrs. Thorat T. S.

Class- FYBCOM

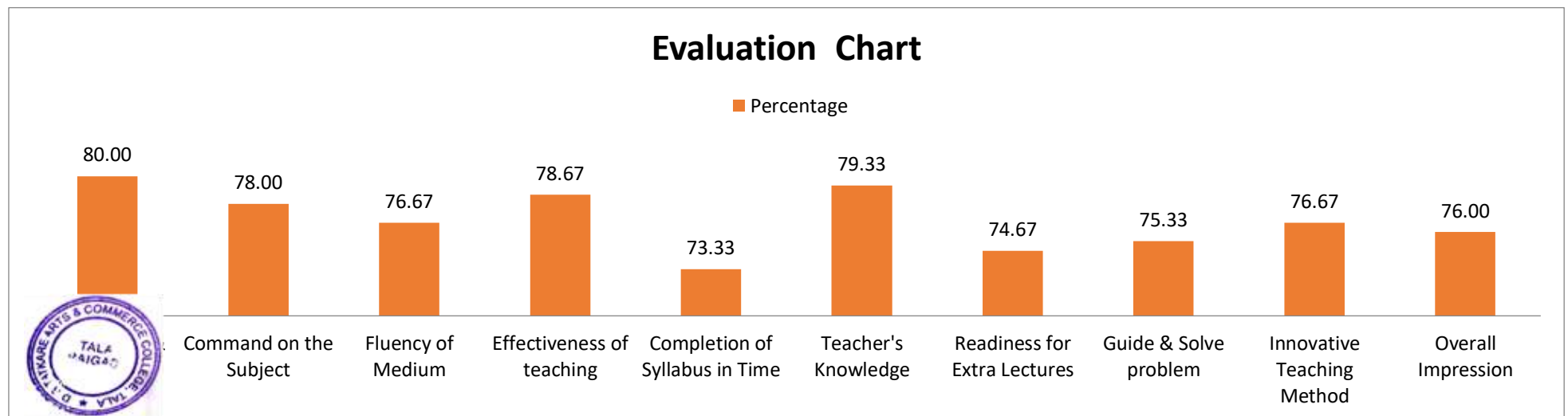
Parameters of Evaluation	Excellent	Very Good	Good	Satisfactory	Not Satisfactory	Total	T * 5	E*5	V*4	G*3	S*2	N*1	Total	Percentage
Punctuality & Regularity	20	8	2		0	30	150	100	32	6	0	0	138	92.00
Command on the Subject	21	7	2		0	30	150	105	28	6	0	0	139	92.67
Fluency of Medium	20	10	0		0	30	150	100	40	0	0	0	140	93.33
Effectiveness of teaching	9	12	9		0	30	150	45	48	27	0	0	120	80.00
Completion of Syllabus in Time	15	12	3		0	30	150	75	48	9	0	0	132	88.00
Teacher's Knowledge	15	13	2		0	30	150	75	52	6	0	0	133	88.67
Readiness for Extra Lectures	16	14			0	30	150	80	56	0	0	0	136	90.67
Guide & Solve problem	19	10	1		0	30	150	95	40	3	0	0	138	92.00
Innovative Teaching Method	15	13	2		0	30	150	75	52	6	0	0	133	88.67
Overall Impression	13	13	4		0	30	150	65	52	12	0	0	129	86.00



Name of Faculty: Prof. Wadikar Kailas

Class- FYBCOM

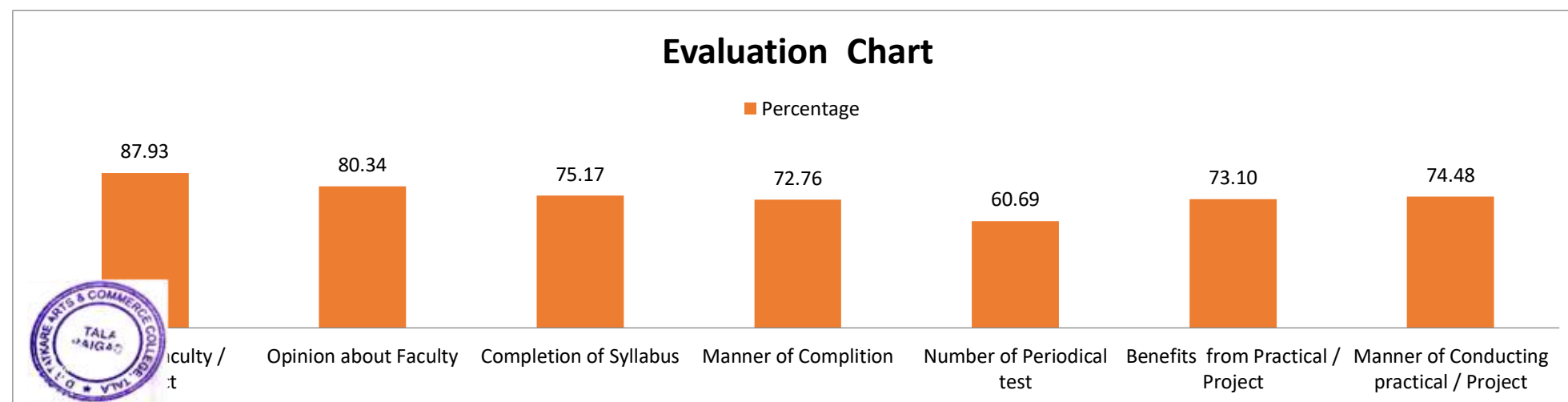
Parameters of Evaluation	Excellent	Very Good	Good	Satisfactory	Not Satisfactory	Total	T * 5	E*5	V*4	G*3	S*2	N*1	Total	Percentage
Punctuality & Regularity	8	14	8			30	150	40	56	24	0	0	120	80.00
Command on the Subject	7	14	8	1		30	150	35	56	24	2	0	117	78.00
Fluency of Medium	6	15	7	2		30	150	30	60	21	4	0	115	76.67
Effectiveness of teaching	6	16	8			30	150	30	64	24	0	0	118	78.67
Completion of Syllabus in Time	2	18	8	2		30	150	10	72	24	4	0	110	73.33
Teacher's Knowledge	8	15	5	2		30	150	40	60	15	4	0	119	79.33
Readiness for Extra Lectures	6	13	8	3		30	150	30	52	24	6	0	112	74.67
Guide & Solve problem	7	14	4	5		30	150	35	56	12	10	0	113	75.33
Innovative Teaching Method	5	18	4	3		30	150	25	72	12	6	0	115	76.67
Overall Impression	4	17	8	1		30	150	20	68	24	2	0	114	76.00



Evaluation of Course

Parameters of Evaluation	Excellent	Very Good	Good	Satisfactory	Not Satisfactory	Total	T * 5	E*5	V*4	G*3	S*2	N*1	Total	Percentage
Choice of Faculty / Subject	29	23	6			58	290	145	92	18	0	0	255	87.93
Opinion about Faculty	16	30	9	3		58	290	80	120	27	6	0	233	80.34
Completion of Syllabus	10	27	18	3		58	290	50	108	54	6	0	218	75.17
Manner of Complition	8	22	27	1		58	290	40	88	81	2	0	211	72.76
Number of Periodical test	4	15	20	17	2	58	290	20	60	60	34	2	176	60.69
Benefits from Practical / Project	7	31	13	7		58	290	35	124	39	14	0	212	73.10
Manner of Conducting practical / Project	10	28	15	4	1	58	290	50	112	45	8	1	216	74.48

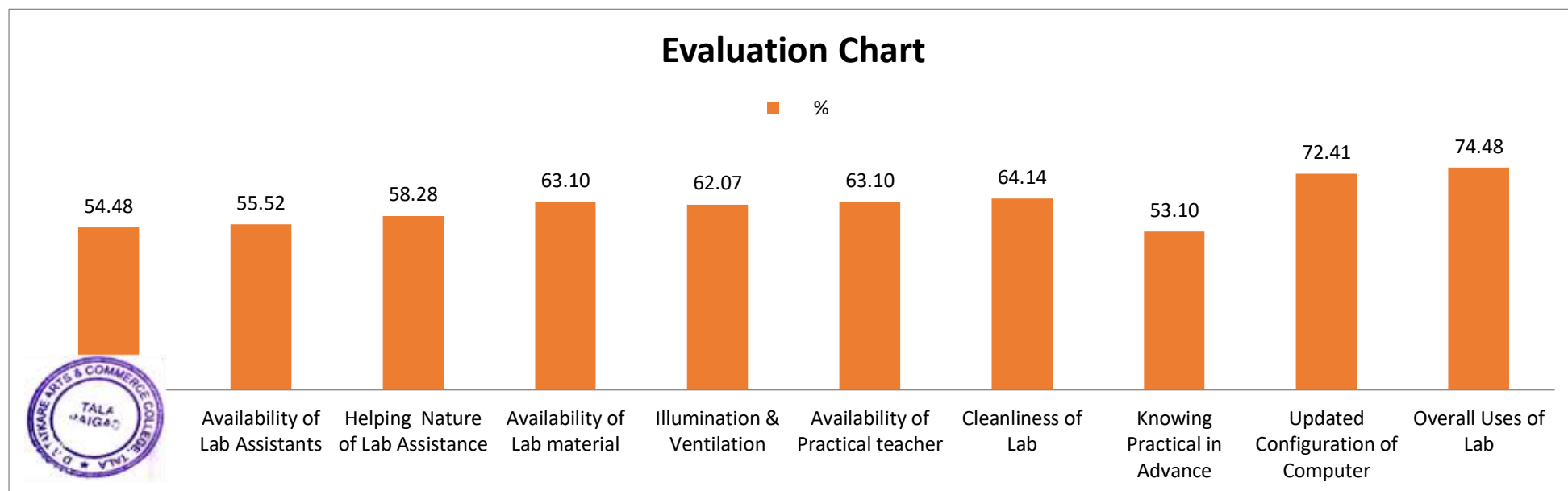
Evaluation Chart



Evaluation of Computer Centre

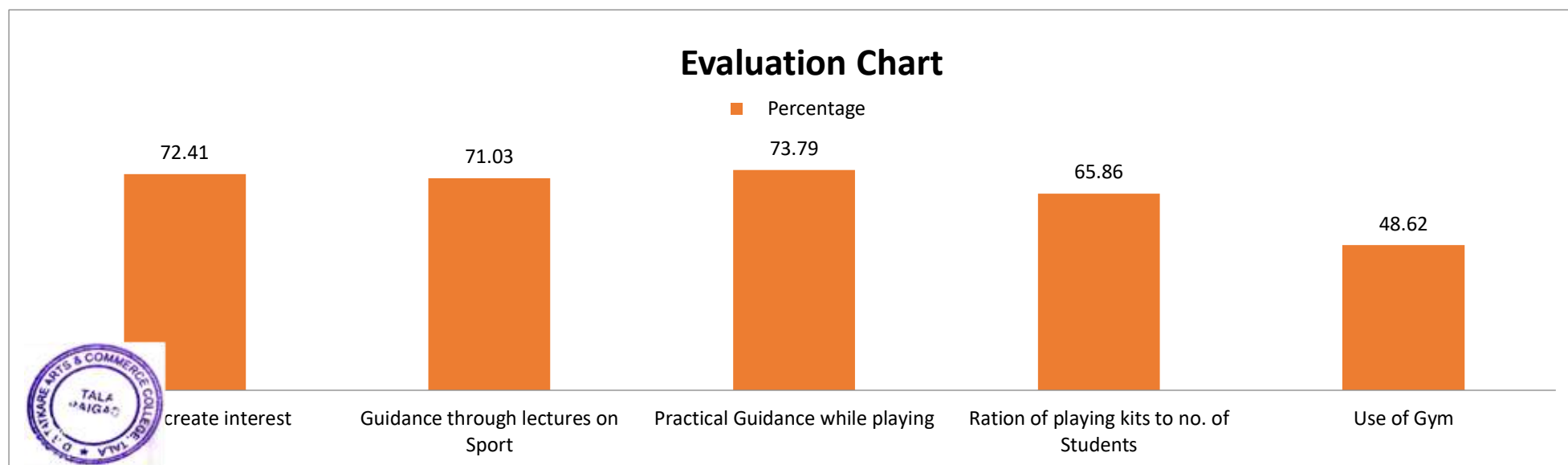
Parameters of Evaluation	Excellent	Very Good	Good	Satisfactory	Not Satisfactory	Total	T * 5	E*5	V*4	G*3	S*2	N*1	Total	%
Suitability of Time	2	6	33	8	9	58	290	10	24	99	16	9	158	54.48
Availability of Lab Assistants	2	13	19	18	6	58	290	10	52	57	36	6	161	55.52
Helping Nature of Lab Assistance	5	10	20	21	2	58	290	25	40	60	42	2	169	58.28
Availability of Lab material	3	20	21	11	3	58	290	15	80	63	22	3	183	63.10
Illumination & Ventilation	3	15	26	13	1	58	290	15	60	78	26	1	180	62.07
Availability of Practical teacher	5	10	32	11		58	290	25	40	96	22	0	183	63.10
Cleanliness of Lab	7	11	30	7	3	58	290	35	44	90	14	3	186	64.14
Knowing Practical in Advance	0	7	28	19	4	58	290	0	28	84	38	4	154	53.10
Updated Configuration of Computer	8	25	20	5		58	290	40	100	60	10	0	210	72.41
Overall Uses of Lab	12	24	17	4	1	58	290	60	96	51	8	1	216	74.48

Evaluation Chart



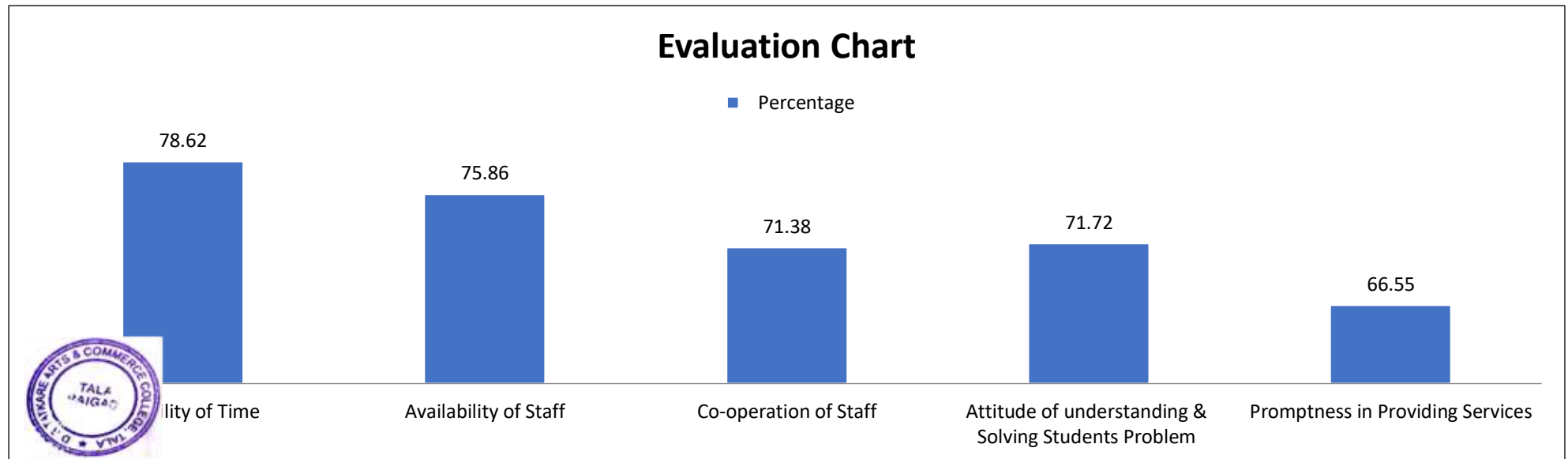
Evaluation of Sports

Parameters of Evaluation	Excellent	Very Good	Good	Satisfactory	Not Satisfactory	Total	T * 5	E*5	V*4	G*3	S*2	N*1	Total	Percentage
Efforts to create interest	7	27	21	1	2	58	290	35	108	63	2	2	210	72.41
Guidance through lectures on Sport	7	22	25	4		58	290	35	88	75	8	0	206	71.03
Practical Guidance while playing	7	27	23	1		58	290	35	108	69	2	0	214	73.79
Ration of playing kits to no. of Students	7	13	30	6	2	58	290	35	52	90	12	2	191	65.86
Use of Gym	1	8	17	21	11	58	290	5	32	51	42	11	141	48.62



Evaluation of College Office

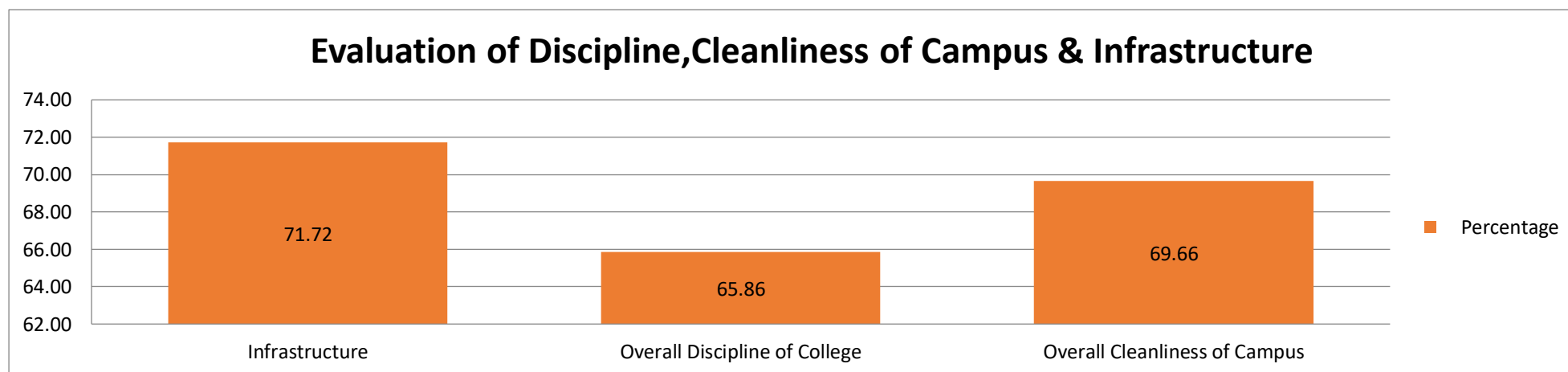
Parameters of Evaluation	Excellent	Very Good	Good	Satisfactory	Not Satisfactory	Total	T * 5	E*5	V*4	G*3	S*2	N*1	Total	Percentage
Suitability of Time	6	42	10	0	0	58	290	30	168	30	0	0	228	78.62
Availability of Staff	10	28	18	2	0	58	290	50	112	54	4	0	220	75.86
Co-operation of Staff	4	26	27	1	0	58	290	20	104	81	2	0	207	71.38
Attitude of understanding & Solving Students Problem	3	33	17	5	0	58	290	15	132	51	10	0	208	71.72
Promptness in Providing Services	1	21	32	4	0	58	290	5	84	96	8	0	193	66.55



Example of Calculation

Evaluation of Discipline, Cleanliness of Campus & Infrastructure

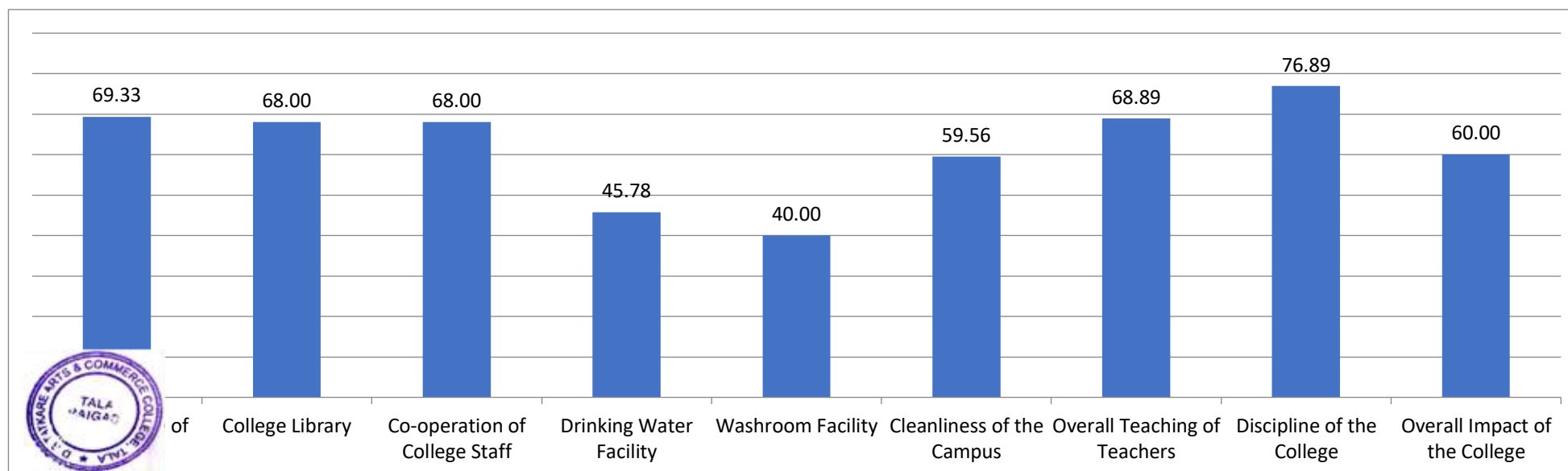
Parameters of Evaluation	Excellent	Very Good	Good	Satisfactory	Not Satisfactory	Total	T *	E*5	V*4	G*3	S*2	N*1	Total	Percentage
Infrastructure	6	26	22	4	0	58	290	30	104	66	8	0	208	71.72
Overall Discipline of College	5	20	23	7	3	58	290	25	80	69	14	3	191	65.86
Overall Cleanliness of Campus	6	17	22	12	14	58	290	30	68	66	24	14	202	69.66



2. Feedback from Parents

Feedback From Parents

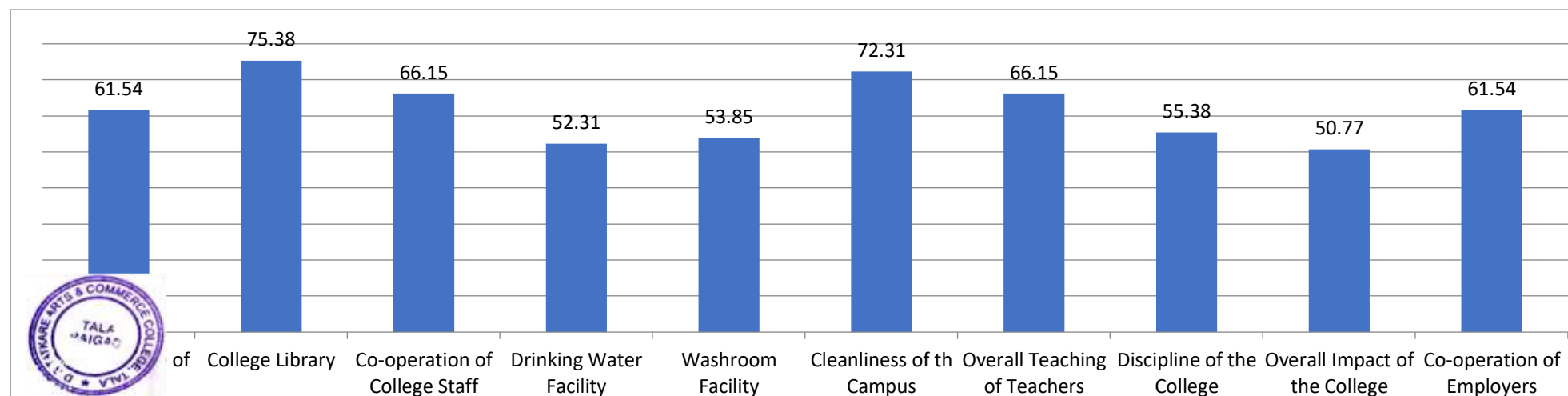
Parameters of Evaluation	Excellent	Very Good	Good	Satisfactory	Not Satisfactory	Total	T * 5	E*5	V*4	G*3	S*2	N*1	Total	%
Infrastructure of the college	2	20	21	1	1	45	225	10	80	63	2	1	156	69.33
College Library	3	20	15	6	1	45	225	15	80	45	12	1	153	68.00
Co-operation of College Staff	4	14	23	4		45	225	20	56	69	8	0	153	68.00
Drinking Water Facility		2	16	20	7	45	225	0	8	48	40	7	103	45.78
Washroom Facility		2	10	19	14	45	225	0	8	30	38	14	90	40.00
Cleanliness of the Campus	1	15	13	14	2	45	225	5	60	39	28	2	134	59.56
Overall Teaching of Teachers	2	17	25	1		45	225	10	68	75	2	0	155	68.89
Discipline of the College	5	28	12			45	225	25	112	36	0	0	173	76.89
Overall Impact of the College	2	9	24	7	3	45	225	10	36	72	14	3	135	60.00
	5	14	21	4	1	45	225	25	56	63	8	1	153	68.00



3.Feedback from Employee

Feedback From Employee

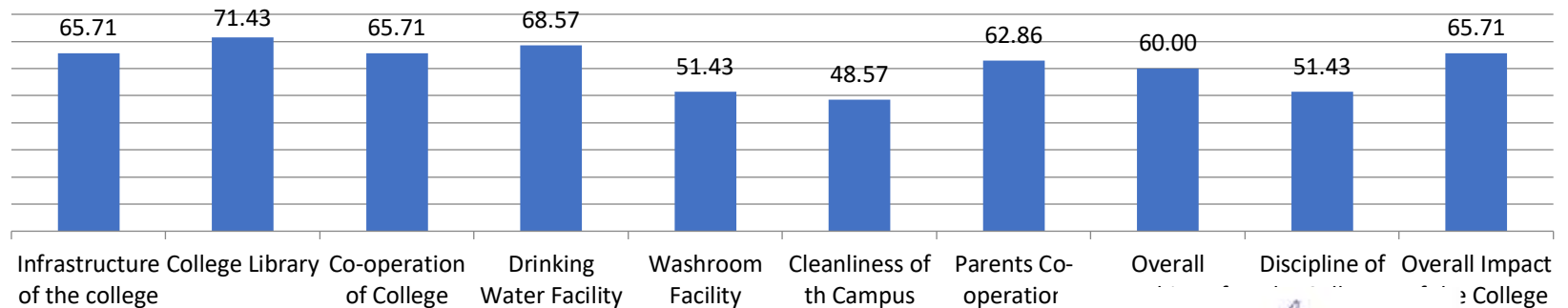
Parameters of Evaluation	Excellent	Very Good	Good	Satisfactory	Not Satisfactory	Total	T * 5	E*5	V*4	G*3	S*2	N*1	Total	%
Infrastructure of the college	1	4	3	5		13	65	5	16	9	10	0	40	61.54
College Library		10	3			13	65	0	40	9	0	0	49	75.38
Co-operation of College Staff		4	9			13	65	0	16	27	0	0	43	66.15
Drinking Water Facility		1	7	4	1	13	65	0	4	21	8	1	34	52.31
Washroom Facility		2	5	6		13	65	0	8	15	12	0	35	53.85
Cleanliness of th Campus		8	5			13	65	0	32	15	0	0	47	72.31
Overall Teaching of Teachers		5	7	1		13	65	0	20	21	2	0	43	66.15
Discipline of the College		1	9	2	1	13	65	0	4	27	4	1	36	55.38
Overall Impact of the College		1	7	3	2	13	65	0	4	21	6	2	33	50.77
Co-operation of Employers	1	2	7	3		13	65	5	8	21	6	0	40	61.54



4. Feedback from Employer

Feedback From Employer

Parameters of Evaluation	Excellent	Very Good	Good	Satisfactory	Not Satisfactory	Total	T * 5	E*5	V*4	G*3	S*2	N*1	Total	%
Infrastructure of the college	1	1	4	1		7	35	5	4	12	2	0	23	65.71
College Library		4	3			7	35	0	16	9	0	0	25	71.43
Co-operation of College Staff	1	3		3		7	35	5	12	0	6	0	23	65.71
Drinking Water Facility	1	2	3	1		7	35	5	8	9	2	0	24	68.57
Washroom Facility			4	3		7	35	0	0	12	6	0	18	51.43
Cleanliness of th Campus			3	4		7	35	0	0	9	8	0	17	48.57
Parents Co-operation		2	4	1		7	35	0	8	12	2	0	22	62.86
Overall Teaching of Teachers	1		4	2		7	35	5	0	12	4	0	21	60.00
Discipline of the College			4	3		7	35	0	0	12	6	0	18	51.43
Overall Impact of the College		4	1	2		7	35	0	16	3	4	0	23	65.71



PRINCIPAL
D.G. TATKARE ARTS &
COMMERCE COLLEGE, TALA
TALA - RAIGAD.